Application
GRP Fibercoat Ultra casing spacers 4 pipes

An application example for skids aprox.12 mm high

- **Roughen** pipe surface with sand paper
- Apply four (4) layers of **PE/butyl anti-slide tape** – more layers result in a higher skid.
- Application in shadow is recommended
- **Wrap GRP** tape tight and centered on top of the butyle tape maximum 8 layers.
- **Overwrap tightly with clear foil** to press the system on the pipe and **smoothen the edges towards the pipe surface**.
- Cure with **UV-light** (Sun or UV-spot).
- After curing (min. Hardness Shore D 80°) the ring is **ready for insertion** with the full function of a heavy duty casing spacer.

The 4 pipes warranty is limited to the properties of the material and the replacement of a faulty product. The user has to judge about the suitability of the material for the individual application.







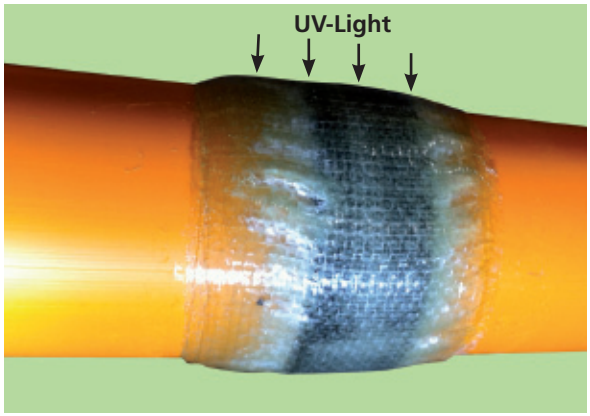

4 pipes GmbH Sigmundstraße 182 • D-90431 Nuremberg • Germany • Phone: +49 (0)911 81006-0 • Fax: +49 (0)911 81006-111
E-mail: info@4pipes.de • www.4pipes.de